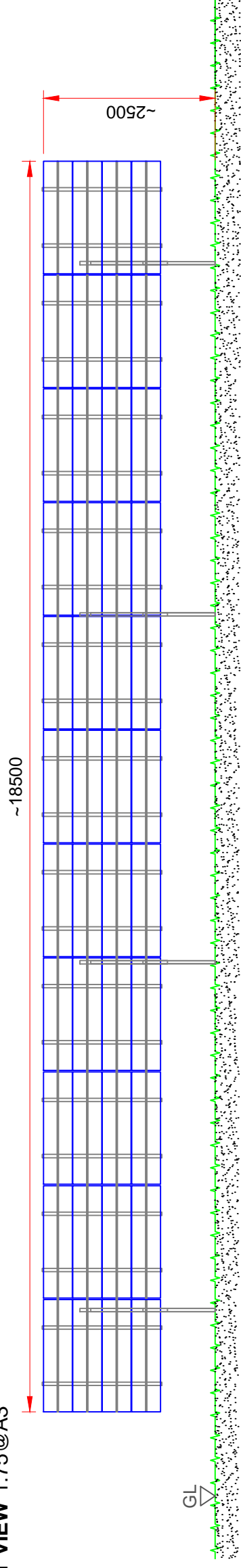
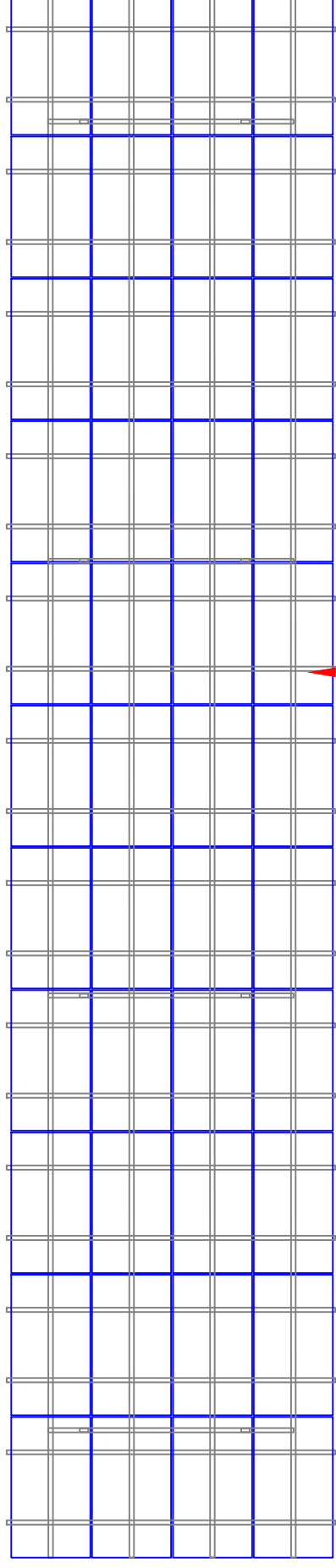


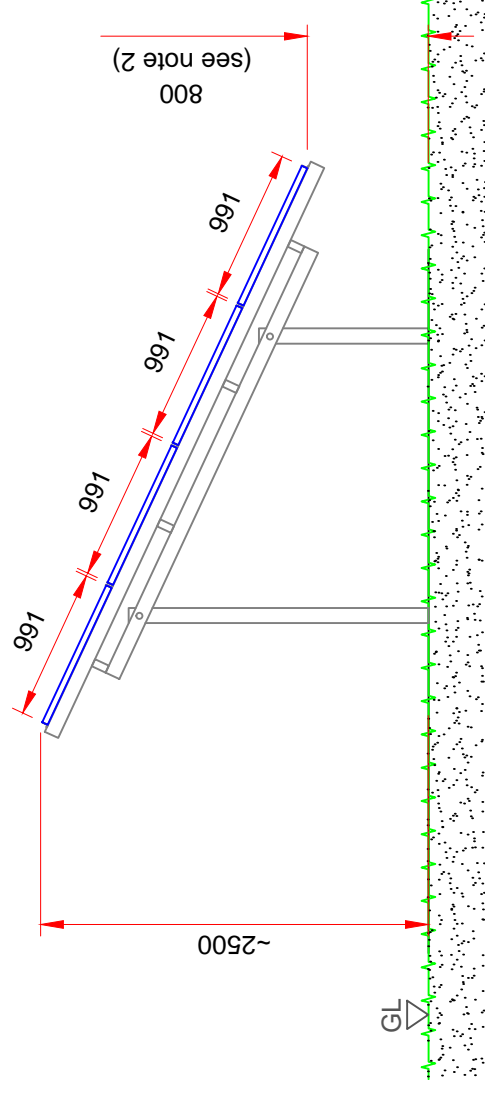
FRONT VIEW 1:75@A3



TOP VIEW 1:75@A3



SECTION VIEW 1:50@A3



Notes:

1. All dimensions are in mm unless otherwise stated and are indicative only.
2. The height clearance of the front module from the ground is indicative only and can be revised based on site specific conditions. A nominal value of 600mm to 800mm is recommended, to facilitate sheep grazing.

Revisions:

STANDARD DETAIL

Project: Groundmount System
 Title: Framework Elevations
 22 Degree 44Panels
 Dwn: VL Chkd: DG Scale: As Shown Date: 04/06/14
 Drg No.: GM-923 Rev: -

50 Great Sutton Street
 London EC1V 0DF
 T +44 (0)20 7549 1000
 F +44 (0)20 7549 1001
 www.solarcentury.com
 info@solarcentury.com



Do not scale from this drawing. Do not use any information without checking dimensions on site. Check this drawing is the latest version. Do not reproduce all or part of this without prior consent. This drawing is for information only and should not be used as a contract document unless subsequently validated by a hardcopy and issue sheet. All work and materials to be to current codes of practice and British Standards unless stated otherwise.

Rev Date Comments Dwn Chkd